

**SOCORRO
CITY
COUNCIL
PRESENTATION**



SOCORRO COUNTY COMMUNITY SURVEY DATA



Highlights and Outcomes from the 2023 Socorro County NMCS

- Parents report a large decrease in providing alcohol to minors from 7.4% to 3% and adult respondents report a slight decrease, from 4.7% to 4.1%.
- Perceptions that alcohol use hurts the community financially increased from 71% to 77%.
- Current use of prescription painkiller use decreased from 17.6% to 10.9% and misuse decreased from 6.9% to 4% among all respondents and from 39% to 36% among current users. Misuse is still too high, but the decrease is positive.
- Perceived risk of harm associated with misusing prescription drugs increased slightly for the second year in a row.
- Reported sharing of prescription painkillers decreased among parents to 5#, our lowest prevalence ever, and among all adults as well, returning to COVID-era levels (6.1%).
- Reported locking of painkillers increased among parents (from 52% to 61%).



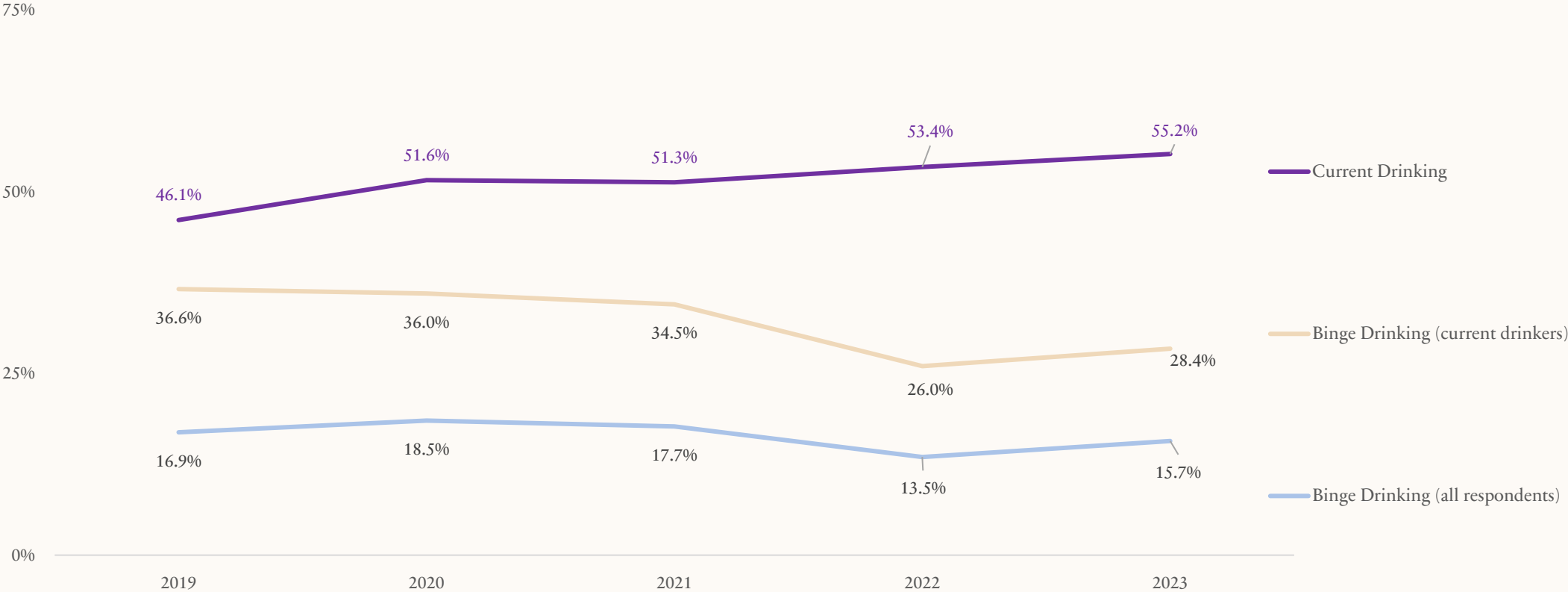
Troubling Findings from the 2023 Socorro County NMCS

- Current drinking increased for the second year from 53.4% to 58.4%.
 - Perception of ease of teen access to alcohol in the community increased from 72% to 87%.
 - Prevalence of receiving a painkiller in 2023 is 21.8% which is similar to 2022 which was the highest year ever at 22.8%. People age 26-30 were most likely to have received a painkiller and were also the most likely to misuse them.
- Fewer respondents report that healthcare staff talked to them and about the risks of using painkillers (55.8% to 40.9%).

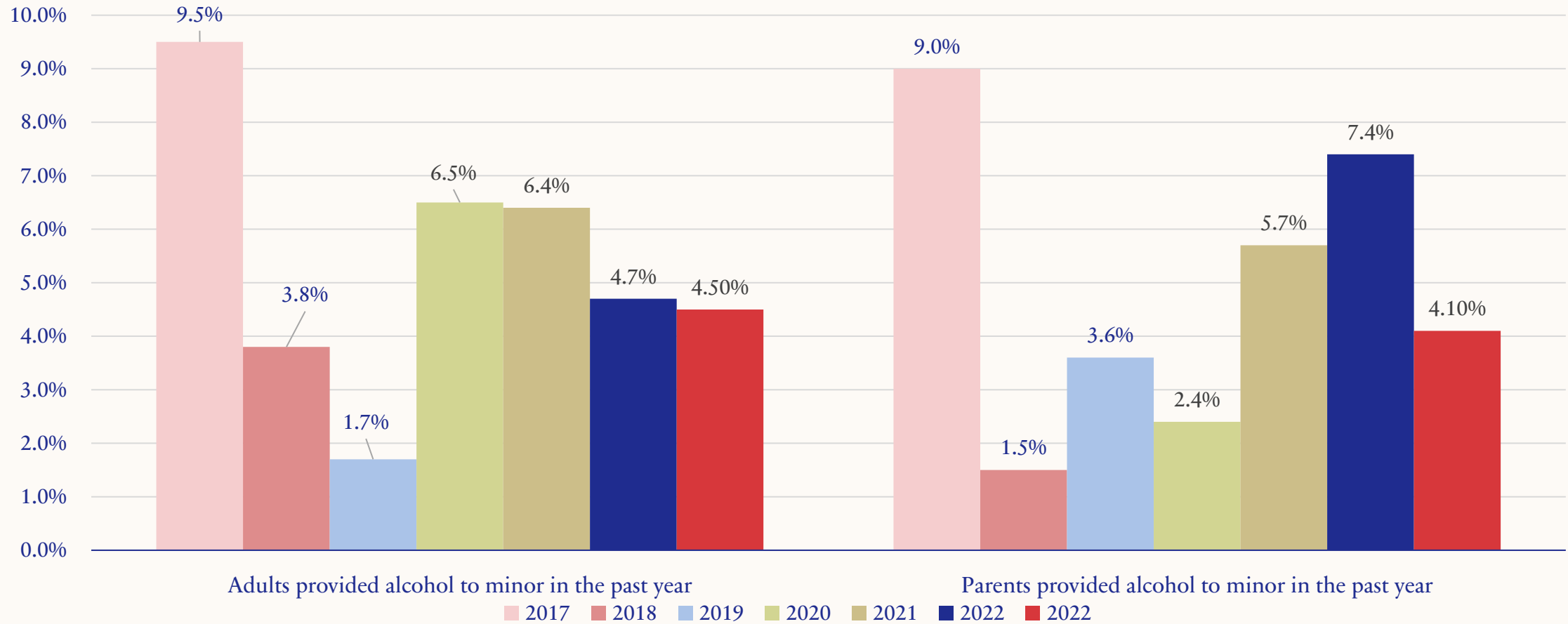


ALCOHOL RELATED MEASURES

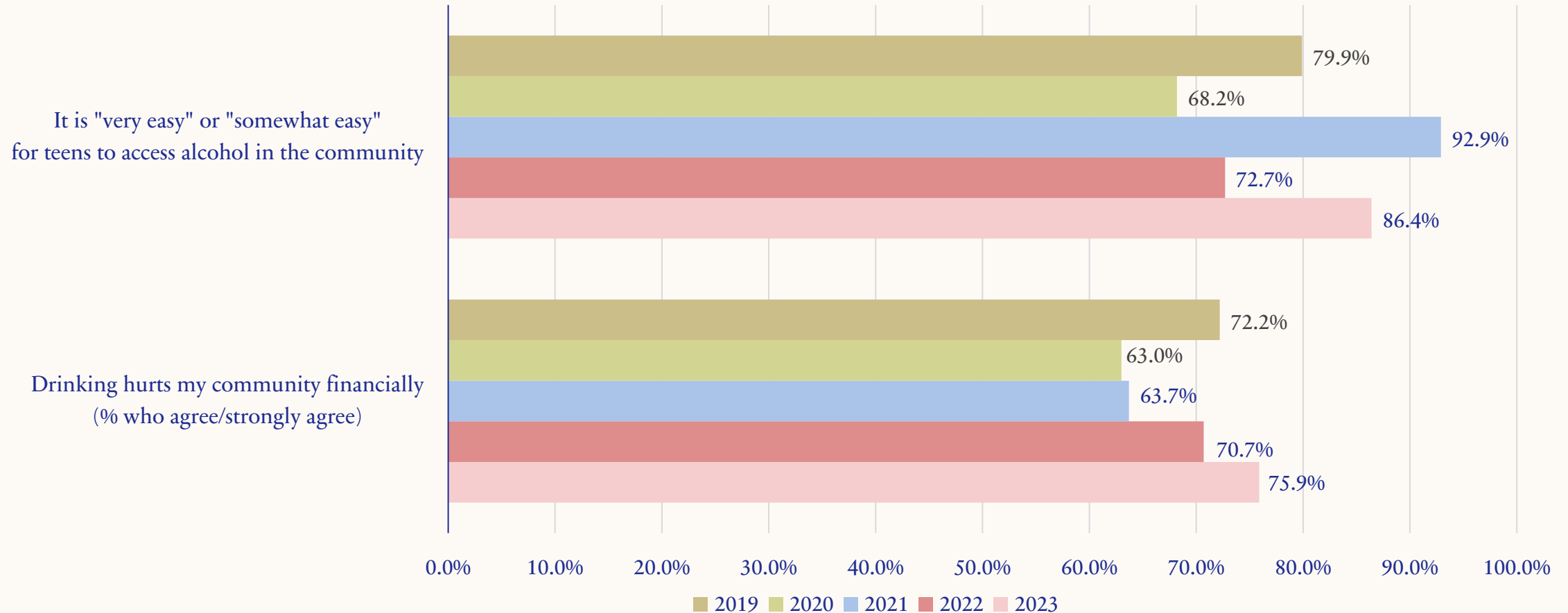
Current Alcohol Use (past 30 days) Increased Slightly
but Binge Drinking Decreased
NMCS - Socorro County



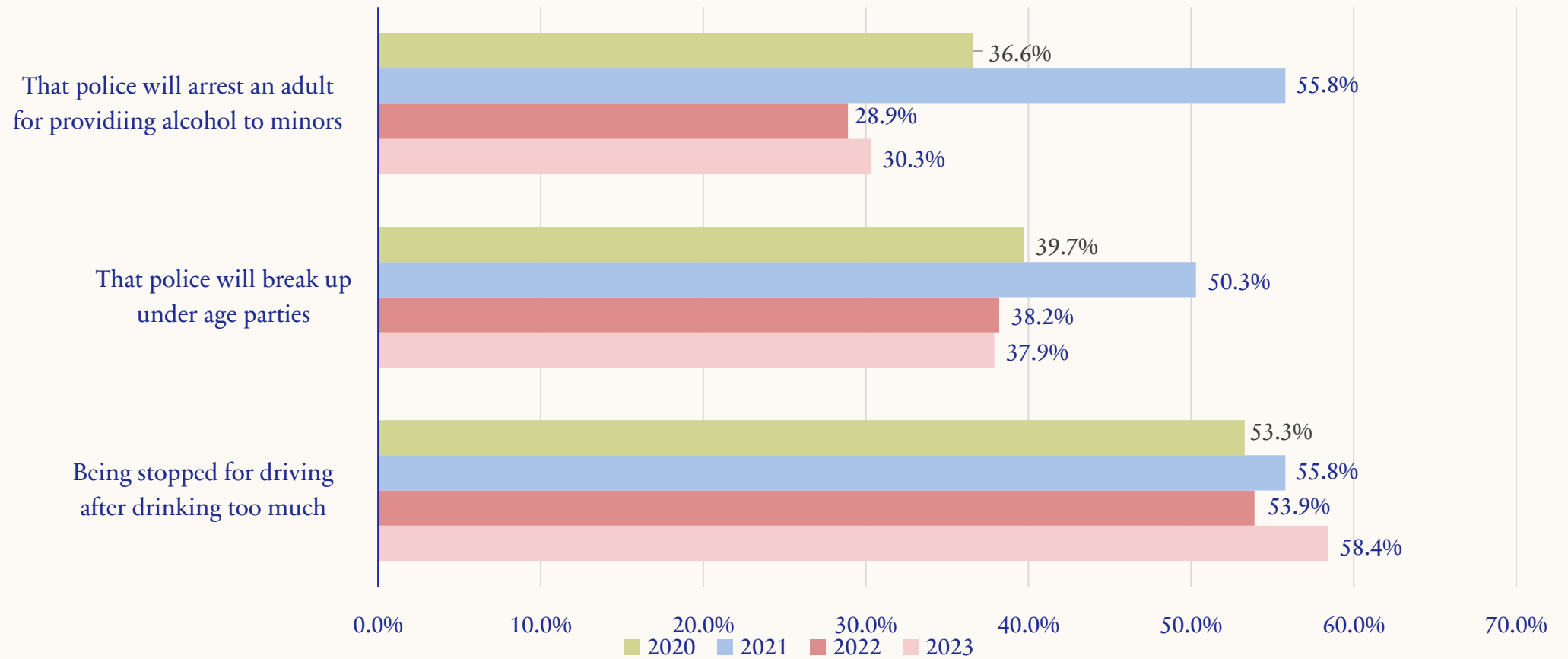
PROVIDING ALCOHOL TO MINORS



EASE OF ACCESS AND COMMUNITY CONSEQUENCES OF ALCOHOL USE



PERCEPTIONS OF ENFORCEMENT OF ALCOHOL-RELATED LAWS



STRATEGIES FOR SUCCESS STUDENT SURVEY



Highlights and Outcomes from the 2023 Strategies for Success (SFS) Survey

- E-cig use decreased for high school youth (from 26.5% in 2022 to 21.9% in 2023).
- Marijuana use decreased slightly for Middle School youth from 12.9% in 2022 to 11.4% in 2023.
- Students offered resiliency factors such as wanting to take care of their health, and to protect their future plans as reasons for not drinking or using other substances.
- More than 80% of students have an adult who believes they will be a success, and at least one friend their own age who cares about them, (both powerful protective factors).
- Students generally believe (~90%) their parents think it is wrong for them to use alcohol, marijuana, and e-cigarettes, which is a strong protective factor.
- Perception of harm for using most substances increased among middle school youth.
- Past year sadness and hopelessness, and suicidal ideation decreased slightly in 2023 after several years of increases.



Troubling Findings from the 2023 Strategies for Success (SFS) Survey

- Marijuana use surpassed e-cigs as the most commonly used substance for high school students in 2023.
- Girls are reporting higher substance use than boys, especially marijuana, e-cigs, and alcohol. Boys reported higher rates of stimulant and cigarette use.
- Students overestimate peer substance use, rather than realizing the majority of students are not using substances.
- Reported painkiller misuse is almost as high as use for any reason, and both increased in 2023 for middle and high school students.
- Suicide attempts increase slightly for middle school youth.

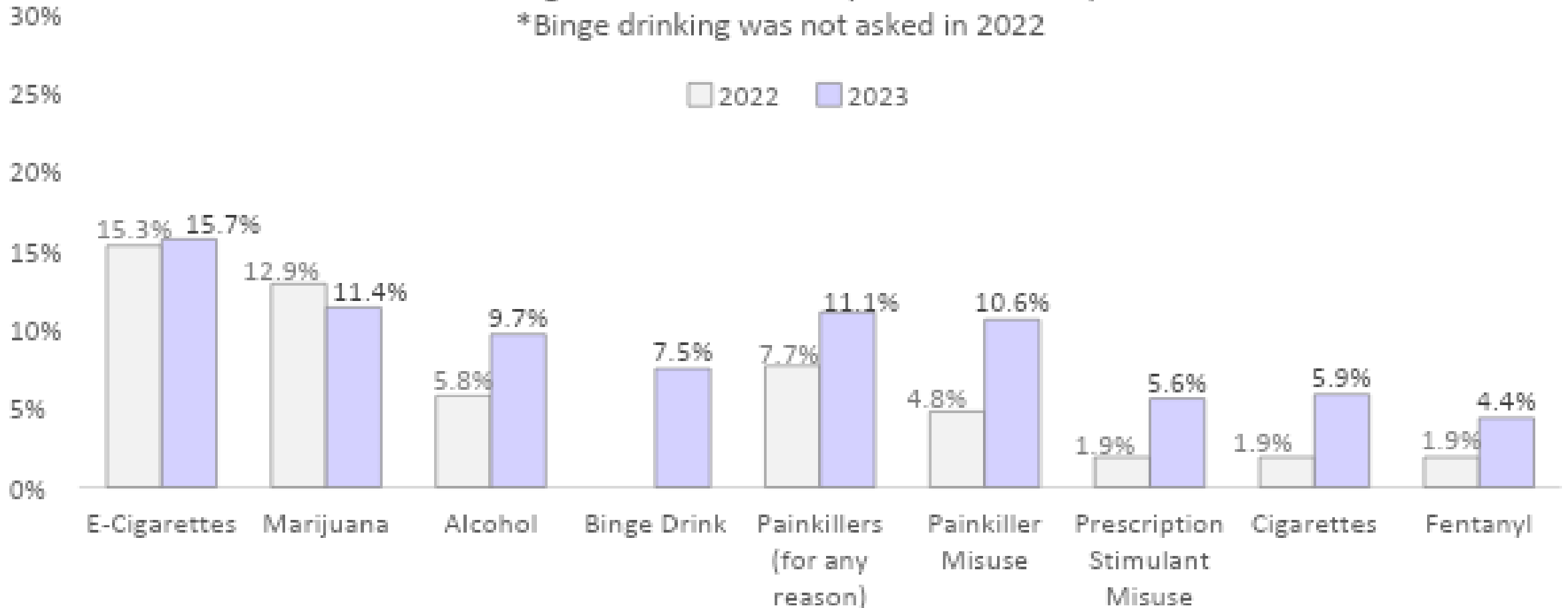


CURRENT SUBSTANCE USE

Middle School Substance Use Trends

Strategies for Success Survey - Socorro County

*Binge drinking was not asked in 2022

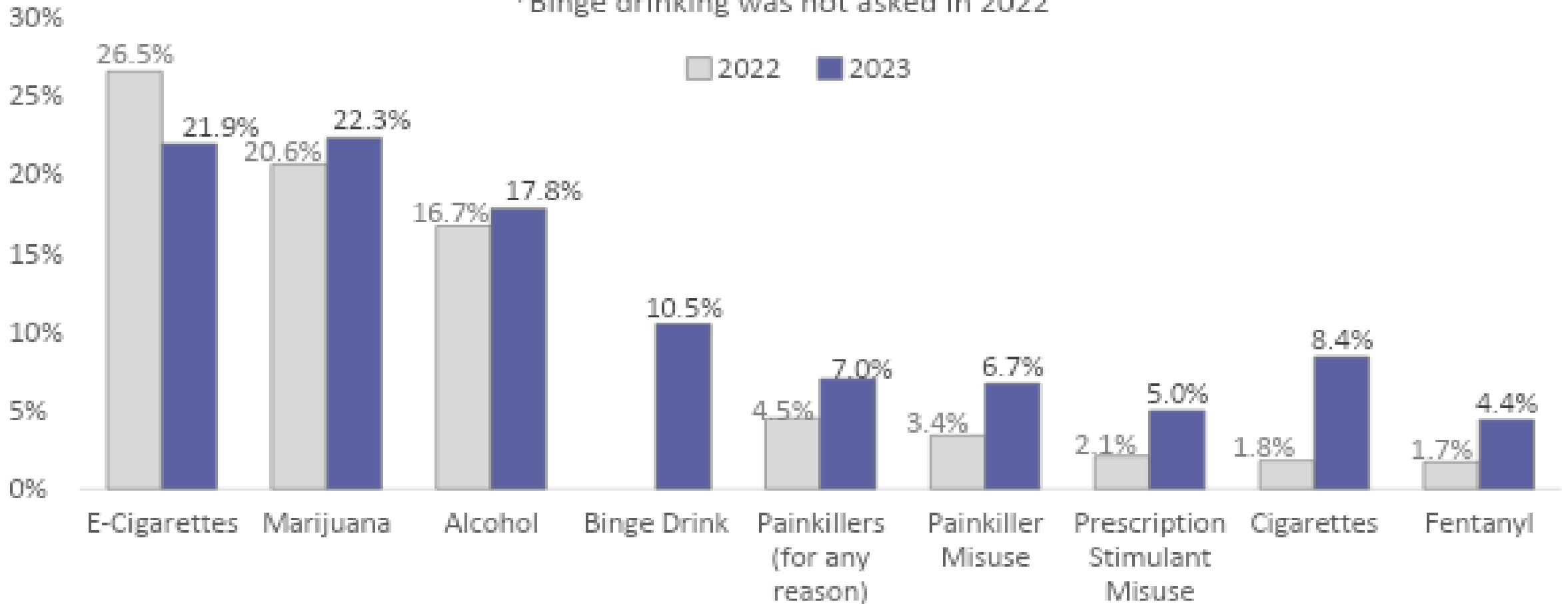


CURRENT SUBSTANCE USE

High School Substance Use Trends

Strategies for Success Survey - Socorro County

*Binge drinking was not asked in 2022



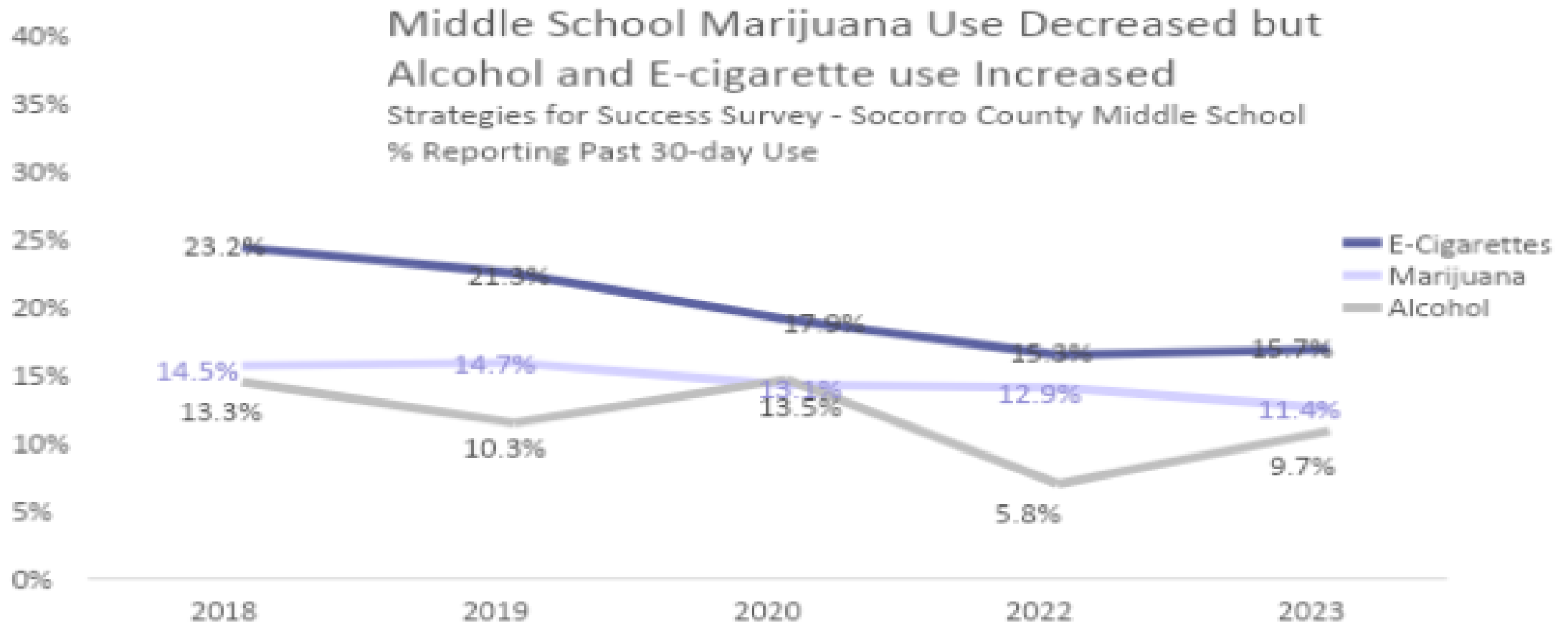
COUNTRY/STATE/CITY COMPARISON

How do we compare to NM and the US? HIGH SCHOOL	U.S. YRBS* (2021)	New Mexico YRRS* (2021)	Socorro SFS (2023)
E-Cigarettes	36.2%	25.3%	34.1%
Alcohol	22.7%	19.5%	21.8%
Marijuana	15.8%	20.3%	20.3%

*SOURCES: 2021 Youth Risk and Resiliency Survey (NM), and Youth Risk Behavior Survey (U.S.)

TRENDS AMONG TOP THREE SUBSTANCES SHOW REDUCTIONS ¹⁵

NO SURVEYS WERE COLLECTED IN 2021 DUE TO COVID-CLOSURES

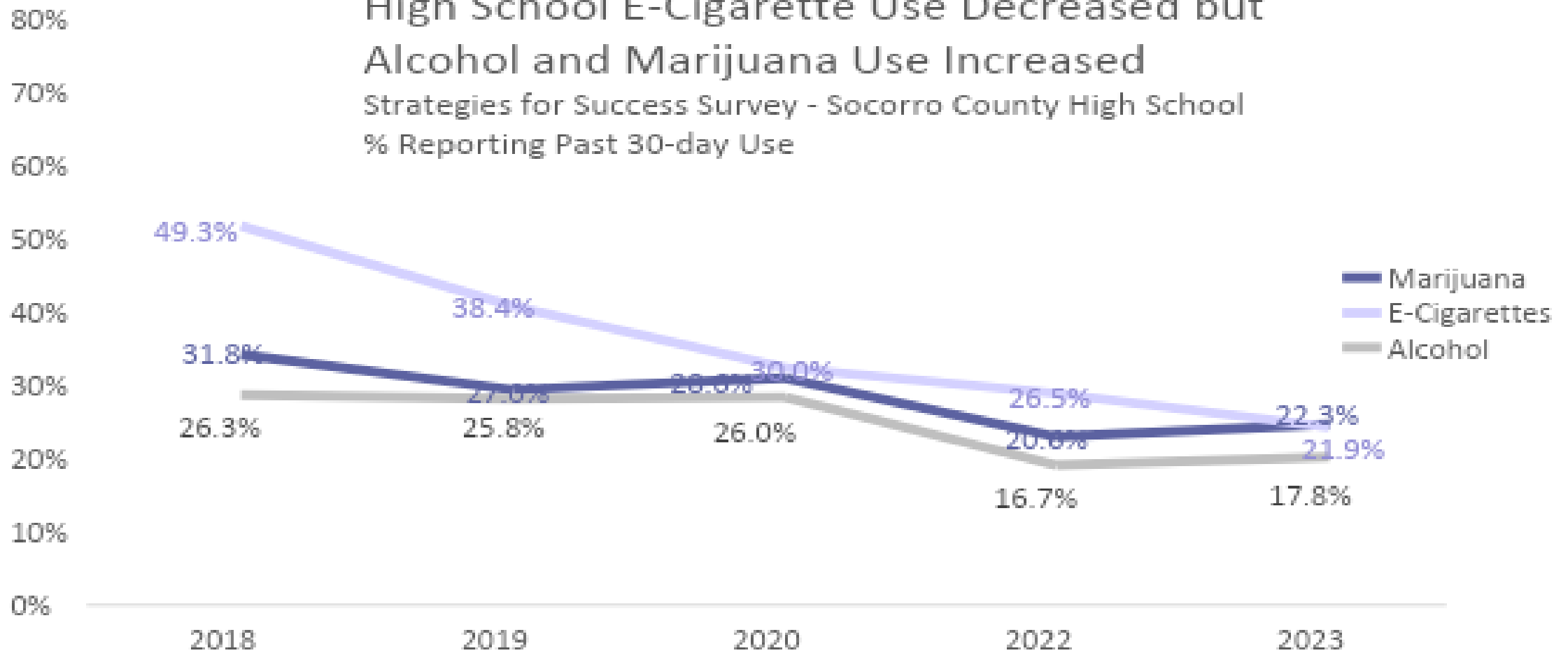


Middle school girls were still more likely to report use of all three substances than boys; e-cigarettes, marijuana, and alcohol (this was also the case in 2022).

TRENDS AMONG TOP THREE SUBSTANCES SHOW REDUCTIONS ¹⁶

NO SURVEYS WERE COLLECTED IN 2021 DUE TO COVID-CLOSURES

High School E-Cigarette Use Decreased but Alcohol and Marijuana Use Increased
Strategies for Success Survey - Socorro County High School
% Reporting Past 30-day Use



STRATEGIES FOR SUCCESS SURVEY RESPONDENT DEMOGRAPHICS

School	Number of Surveys
Cottonwood Middle School	49
Sarracino Middle School	167
Socorro High School	229
Magdalena Middle	61
Magdalena High	64
Total	570

# of Surveys by Grade	6 th	7 th	8 th	9 th	10 th	11 th	12 th
Middle School	100	93	89				
High School				91	80	79	53

*Not all students reported their grade level

	Middle School		High School	
	#	%	#	%
	277		293	
Average Age	12.8		15.9	
Male	138	49.8%	155	49.0%
Female	114	41.2%	131	48.3%
Non-Binary + Self-describe	30	9.0%	14	2.7%
Race/Ethnicity				
Hispanic	164	59.2%	208	70.9%
Native American	51	18.4%	49	16.7%
White	93	33.5%	99	33.7%
Other	30	10.8%	10	3.4%

CATCH MY BREATH PRESENTATION

In cooperation with the Socorro Consolidated Schools the Socorro County Prevention Coalition is providing students with informative information about the harmful effects of E-Cigarettes and Vaping.

In the Fall of 2022 and Spring of 2023 SCPC presented the Catch My Breath presentation during 4 Health classes. We were able to engage 65 students in the Fall and 54 students in the Spring. The age range of students was 14-18 years of age.



THANK YOU

Chris Rottman

Joel Partridge

Socorro County Prevention Coalition

