

**SOCORRO
CITY
COUNCIL
PRESENTATION**



SOCORRO COUNTY COMMUNITY SURVEY DATA



Highlights and Outcomes from the 2022 Socorro County NMCS

- Binge drinking decreased this year for the overall sample (but not for 18-25-year-olds).
- Adults report a decrease in providing alcohol to minors.
- Perceptions that alcohol use hurts the community financially increased.
- Perception of ease of teen access to alcohol in the community decreased.

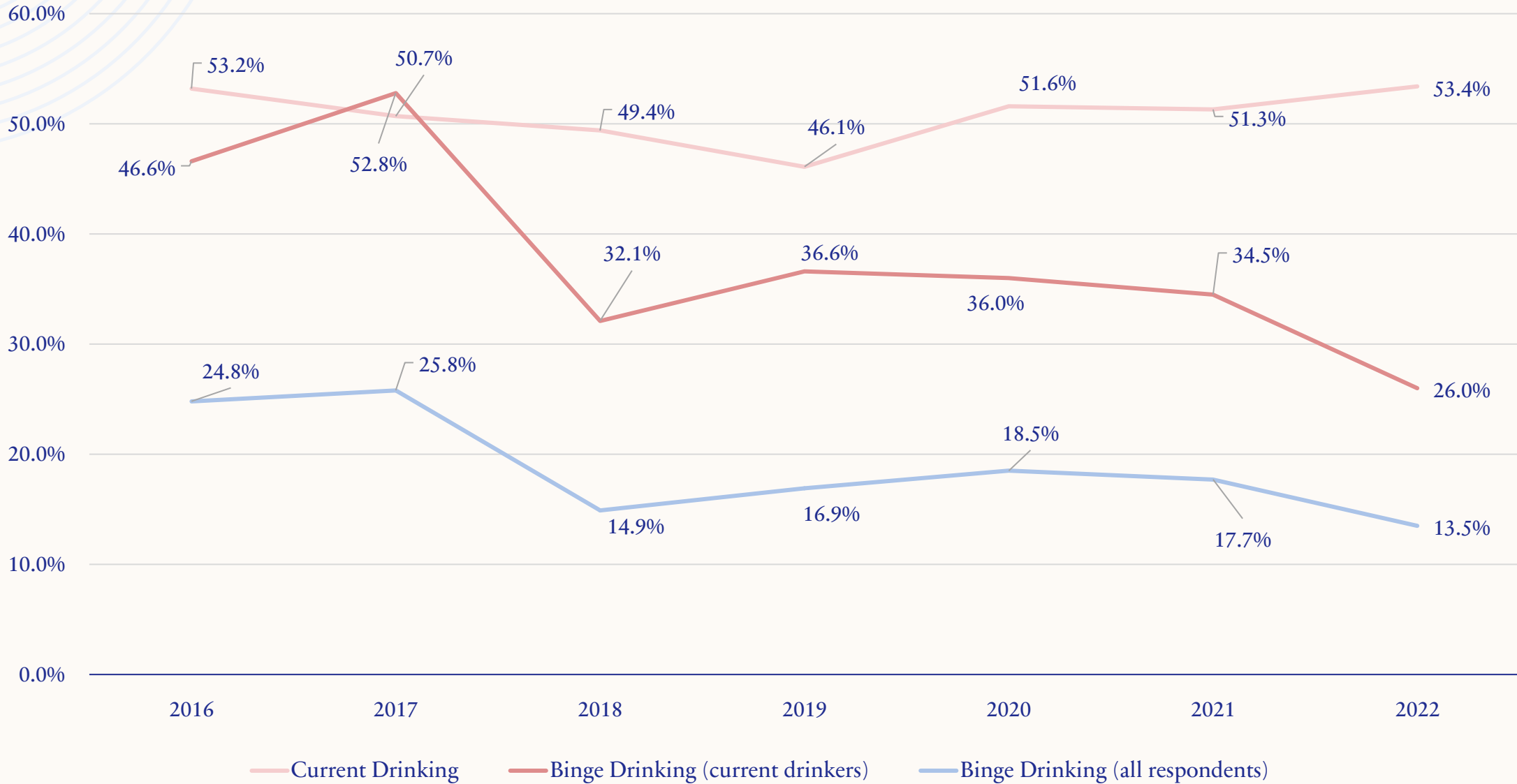


Troubling Findings from the 2022 Socorro County NMCS

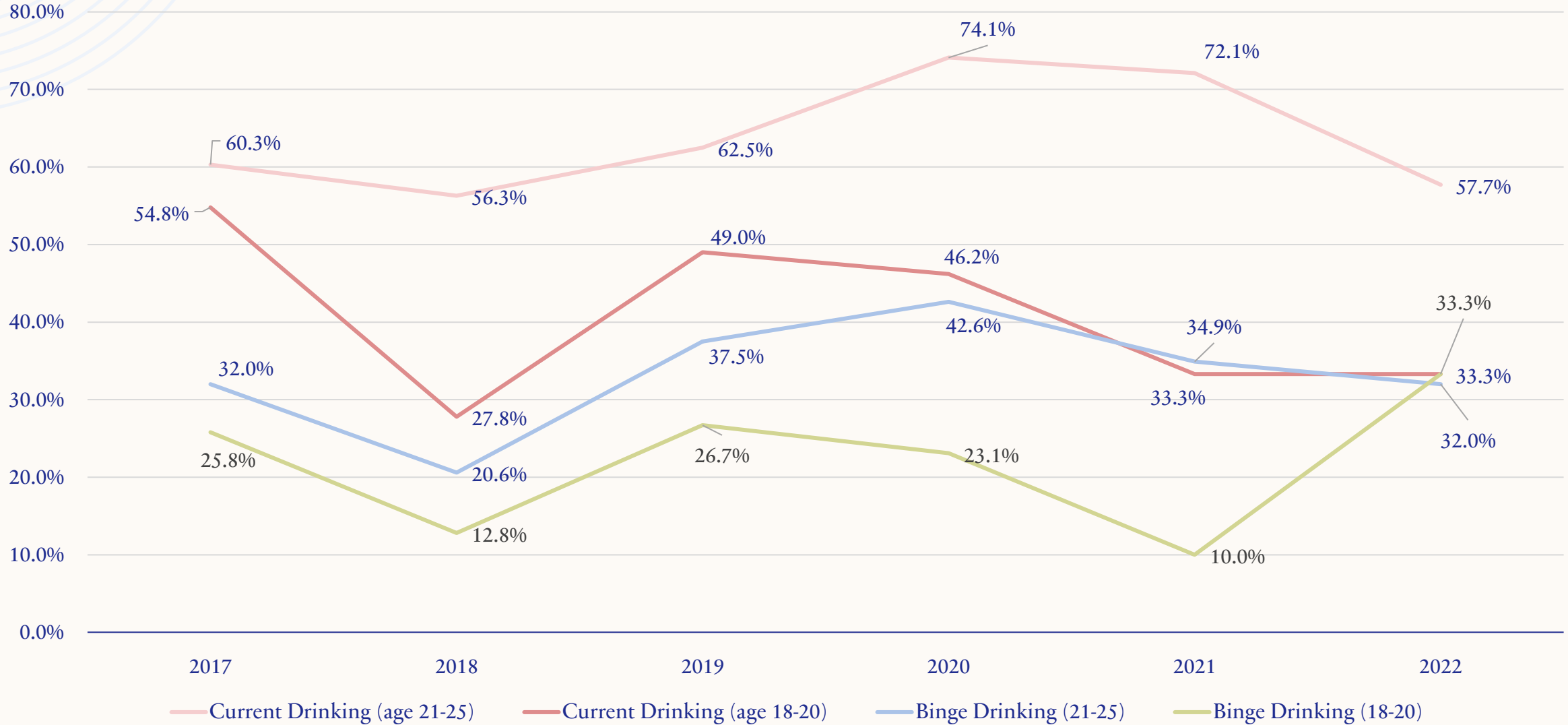
- Current drinking increased slightly, from 51.3% to 53.4%
- Parents report an increase in providing alcohol to minors.
- Perceptions that law enforcement is likely to break-up UAD parties or cite someone for providing to a minor decreased this year.



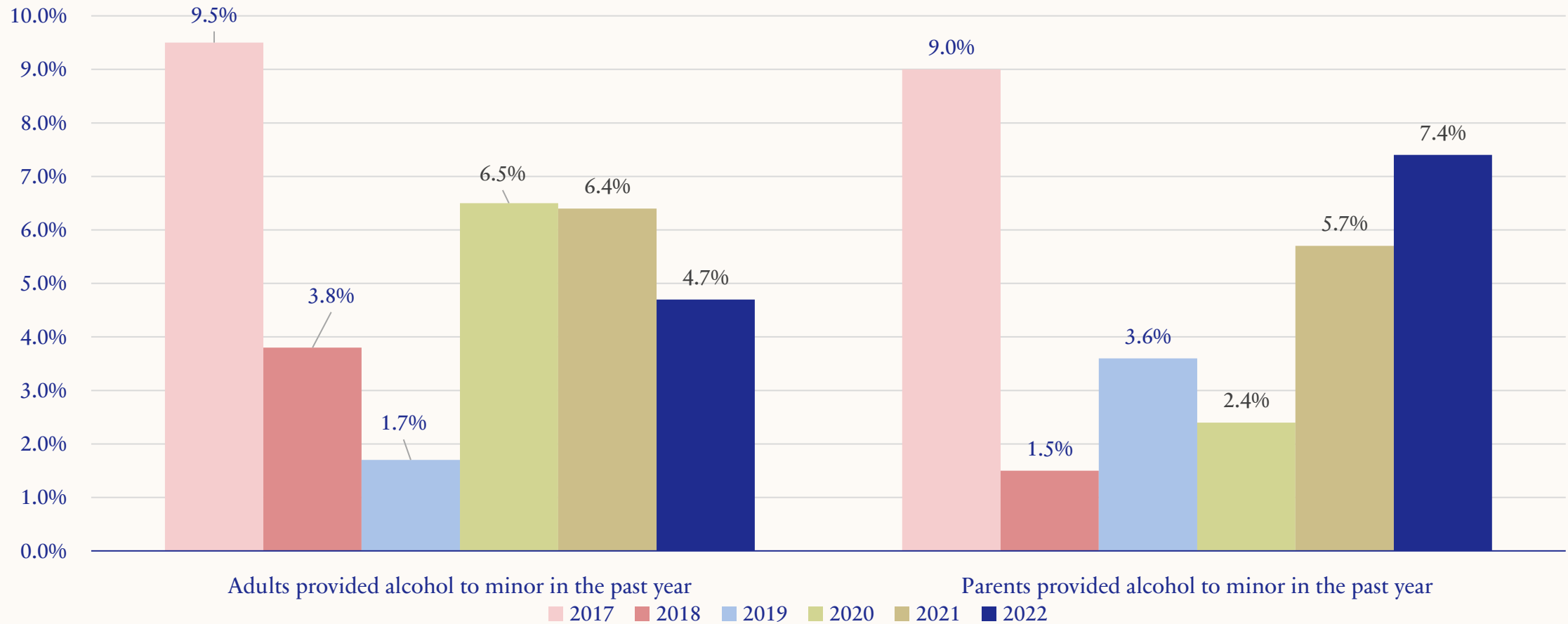
ALCOHOL RELATED MEASURES



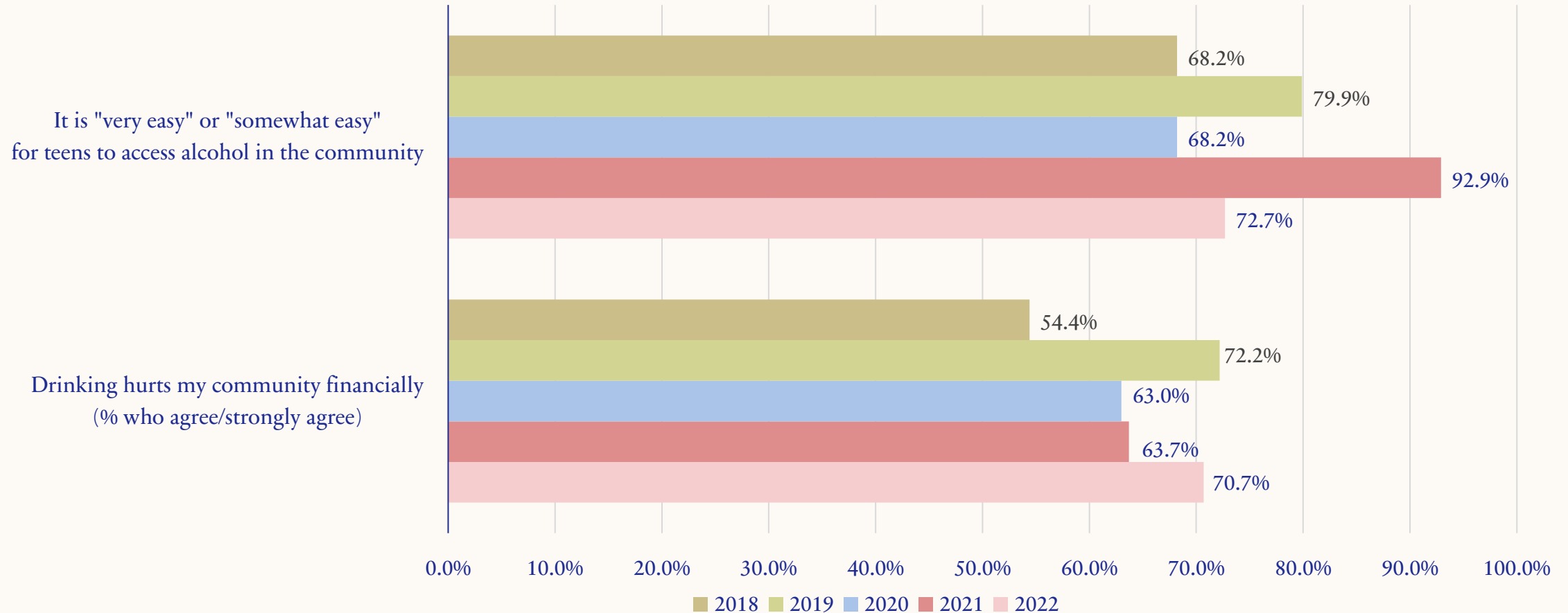
ALCOHOL CONSUMPTION AMONG YOUNG ADULTS BETWEEN AGES 18-25



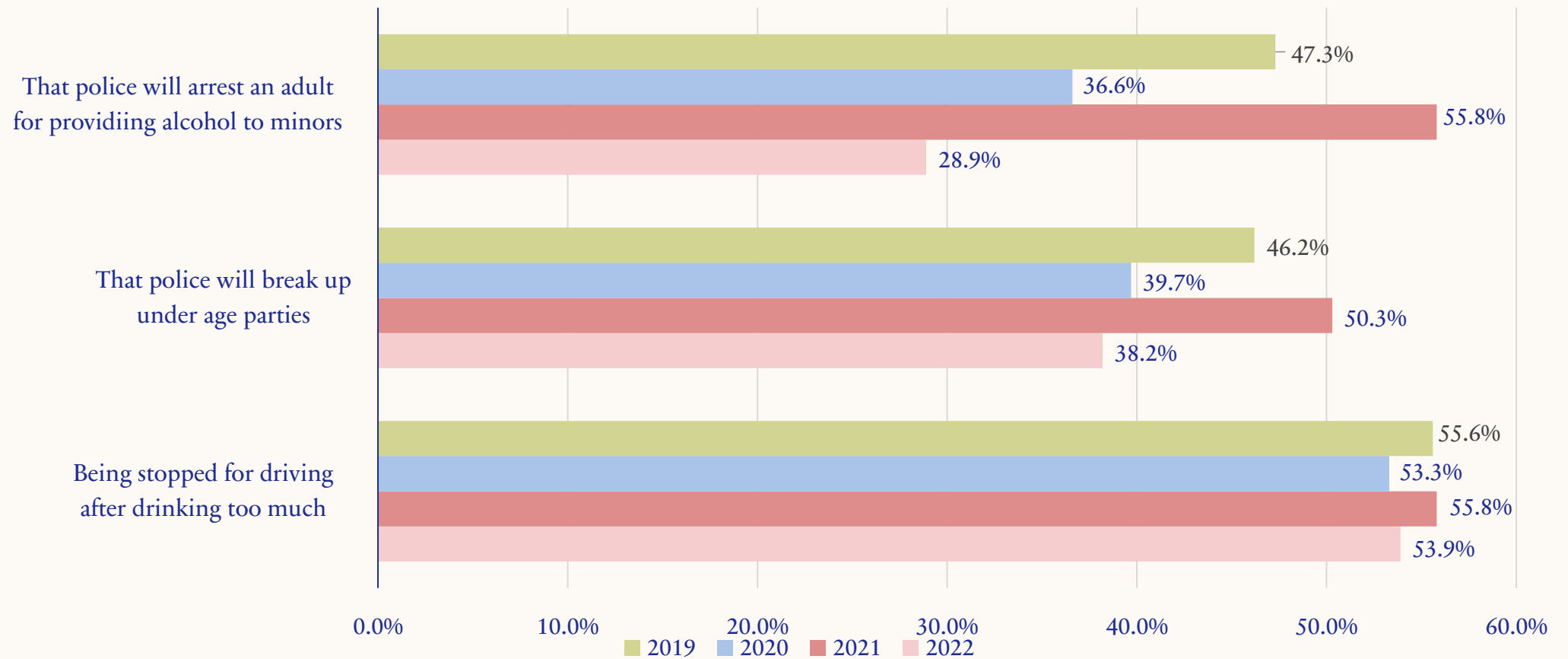
PROVIDING ALCOHOL TO MINORS



EASE OF ACCESS AND COMMUNITY CONSEQUENCES OF ALCOHOL USE



PERCEPTIONS OF ENFORCEMENT OF ALCOHOL-RELATED LAWS



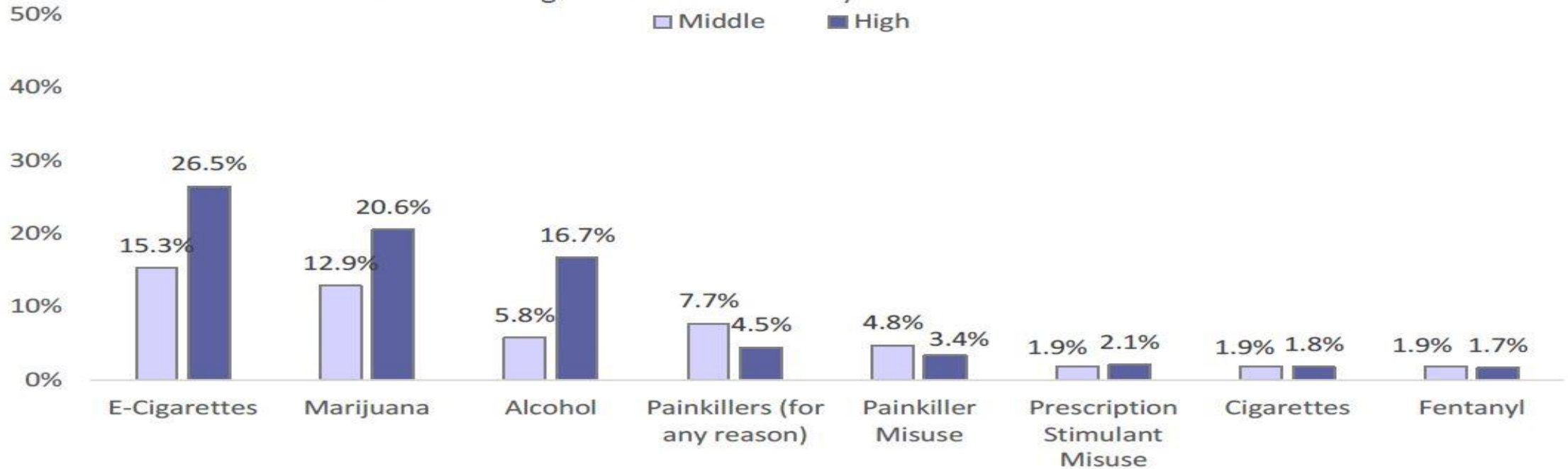
STRATEGIES FOR SUCCESS STUDENT SURVEY



CURRENT SUBSTANCE USE

E-Cigarettes, Marijuana, and Alcohol are the Top-Used Substances

2022 Strategies for Success Survey - Socorro School District



	Middle School	High School
Positive changes since 2020	E-Cig use decreased from 17.9% Alcohol use decreased from 13.5% Marijuana use decreased from 13.1% Cigarettes decreased from 7.1%	E-Cig use decreased from 30.0% Alcohol use decreased from 26.0% Marijuana use decreased from 28.6% Cigarette use decreased from 4.5%

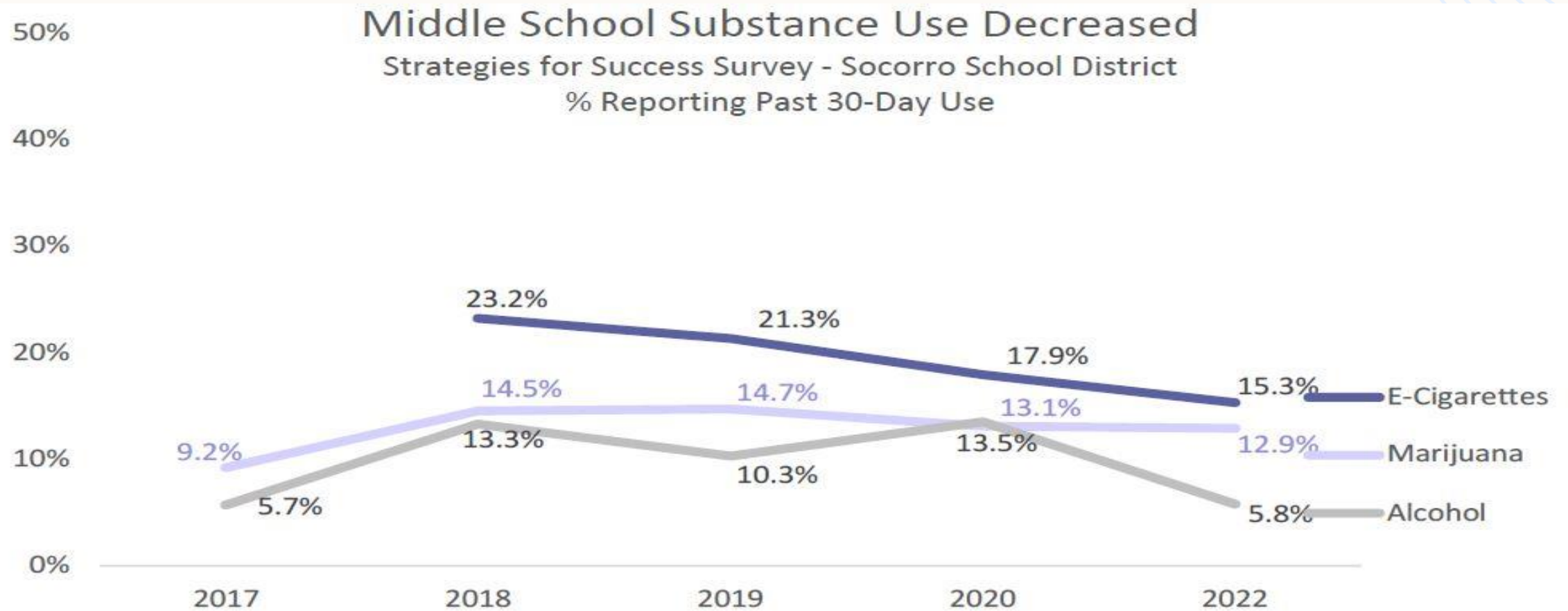
COUNTRY/STATE/CITY COMPARISON

How do we compare to NM and the US? HIGH SCHOOL	U.S. YRBS*	New Mexico YRRS*	Socorro SFS
E-Cigarettes	32.7%	33.4%	26.5%
Alcohol	29.2%	27.5%	16.7%
Marijuana	21.7%	28.5%	20.6%

*SOURCES: 2019 Youth Risk and Resiliency Survey (NM), and Youth Risk Behavior Survey (U.S.)

TRENDS AMONG TOP THREE SUBSTANCES SHOW REDUCTIONS ¹³

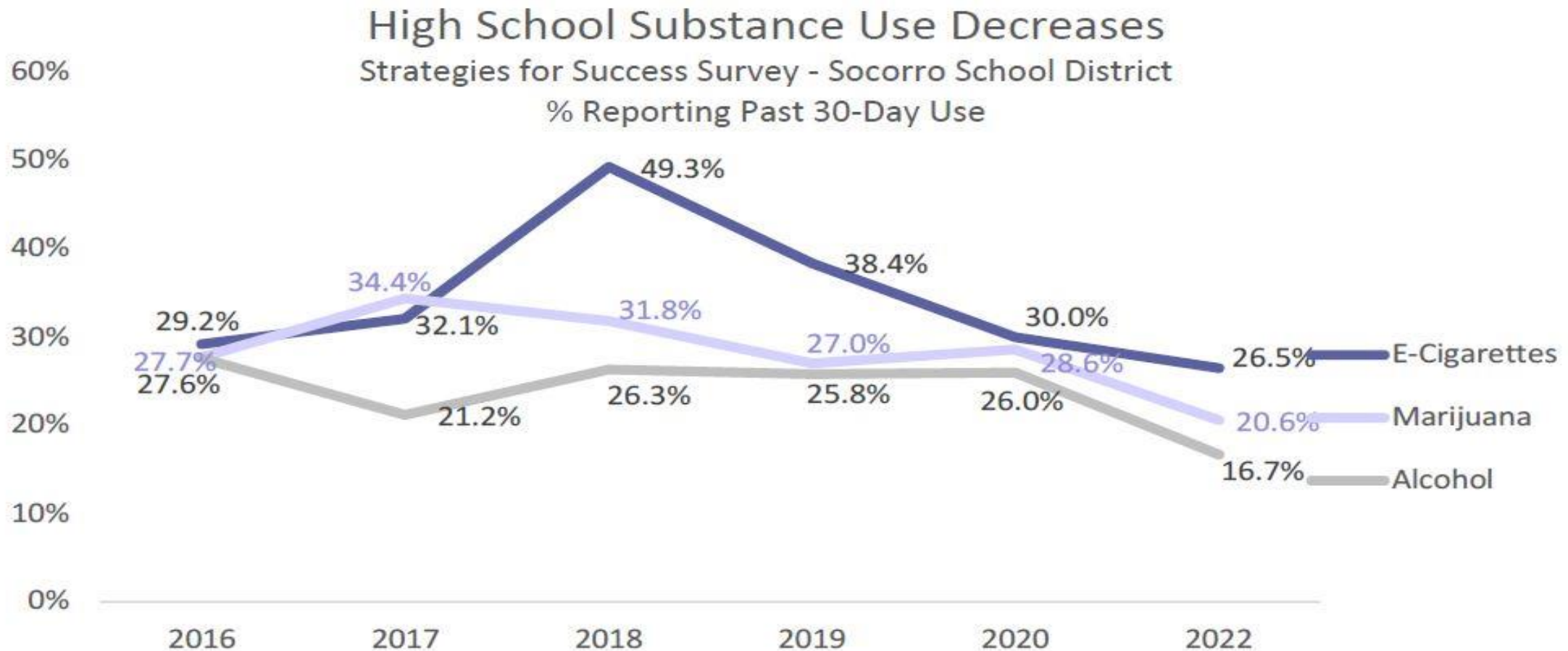
NO SURVEYS WERE COLLECTED IN 2021 DUE TO COVID-CLOSURES



Middle school girls were more likely to report use of all three substances than boys; e-cigarettes, marijuana, and alcohol.

TRENDS AMONG TOP THREE SUBSTANCES SHOW REDUCTIONS ¹⁴

NO SURVEYS WERE COLLECTED IN 2021 DUE TO COVID-CLOSURES



*High school girls were more likely to report e-cigarette and marijuana use than boys;
Boys were more likely to report drinking.*

STRATEGIES FOR SUCCESS SURVEY RESPONDENT DEMOGRAPHICS

School	Number of Surveys
Cottonwood Middle School	32
Sarracino Middle School	206
Socorro High School	307
Total	545

# of Surveys by Grade	6 th	7 th	8 th	9 th	10 th	11 th	12 th
Middle School	77	71	82				
High School				89	70	62	72

*Not all students reported their grade level

	Middle School		High School	
	#	%	#	%
	233		294	
Average Age	12.7		16.0	
Male	127	54.5%	144	49.0%
Female	98	42.1%	142	48.3%
Non-Binary + Self-describe	6	2.6%	8	2.7%
Race/Ethnicity				
Hispanic	154	66.1%	210	71.4%
Native American	33	14.2%	23	7.8%
White	96	41.2%	115	39.1%
Other	16	6.9%	16	5.4%

CATCH MY BREATH PRESENTATION

In cooperation with the Socorro Consolidated Schools the Socorro County Prevention Coalition is providing students with informative information about the harmful effects of E-Cigarettes and Vaping.

In the Fall of 2022 SCPC presented the Catch My Breath presentation during 4 Health classes. We were able to engage 65 students. The age range of students was 15-18 years of age.

In April of 2023 SCPC will present the Catch My Breath presentation to SCS Health classes.



THANK YOU

Chris Rottman

Joel Partridge

Socorro County Prevention Coalition

